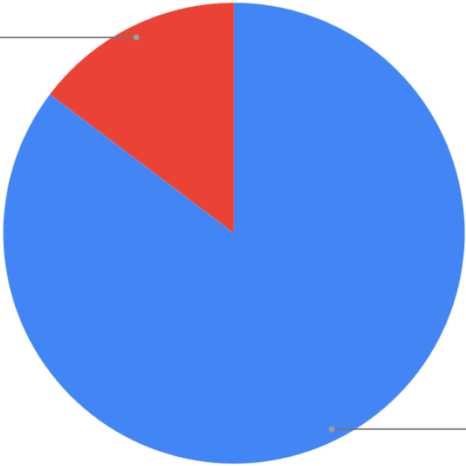
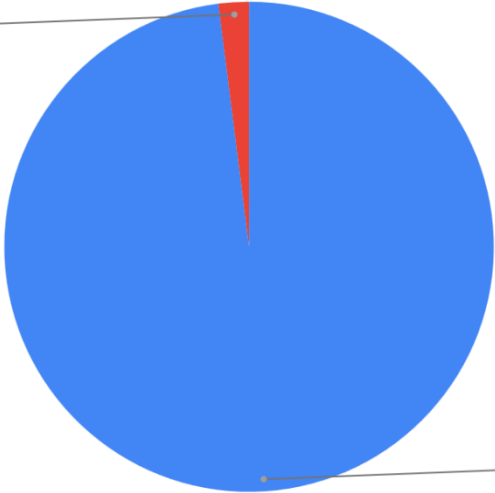
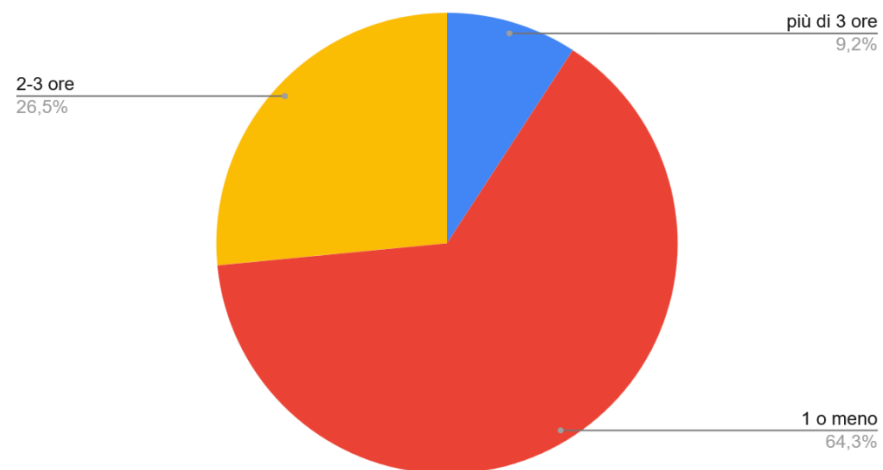


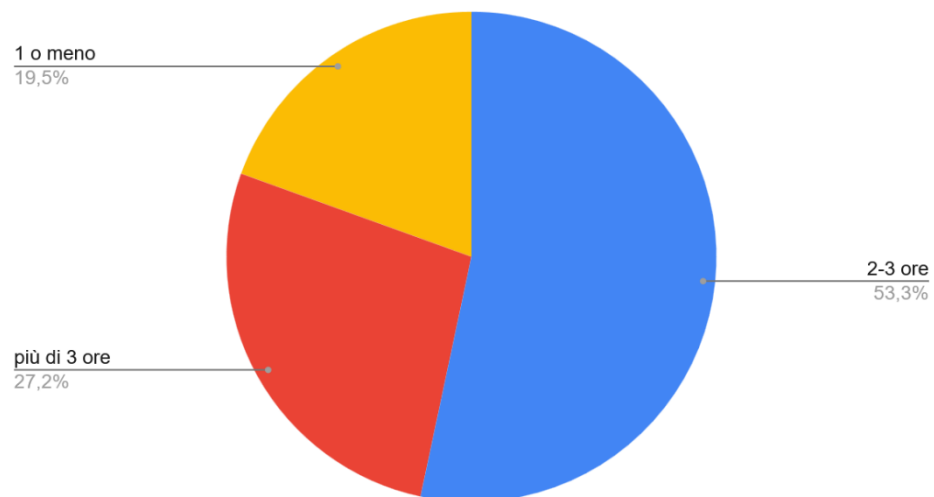
## Risultati del monitoraggio 2025 sul fenomeno del bullismo e cyberbullismo nell'IC di Bozzolo

| <b>Classi IV<sup>e</sup> e Classi V<sup>e</sup></b><br><b>Scuola Primaria (104 alunni su 115)</b><br><b>Adesione 90%</b>   | <b>Classi I<sup>e</sup>, II<sup>e</sup>, III<sup>e</sup></b><br><b>Scuola Secondaria (200 alunni su 229)</b><br><b>Adesione 91%</b> |             |    |       |    |       |  |          |             |    |      |    |       |
|--|---|-------------|----|-------|----|-------|--|----------|-------------|----|------|----|-------|
| <p>Possiedi uno smartphone, un tablet o un computer?</p>  <p>A pie chart for the Scuola Primaria. The chart is divided into two segments: a large blue segment representing 'si' (yes) at 85,3% and a smaller red segment representing 'no' at 14,7%. Labels with leader lines point to each segment.</p> <table border="1"><thead><tr><th>Risposta</th><th>Percentuale</th></tr></thead><tbody><tr><td>no</td><td>14,7%</td></tr><tr><td>si</td><td>85,3%</td></tr></tbody></table> | Risposta  | Percentuale | no | 14,7% | si | 85,3% | <p>Possiedi uno smartphone, un tablet o un computer?</p>  <p>A pie chart for the Scuola Secondaria. The chart is divided into two segments: a very large blue segment representing 'si' (yes) at 98,0% and a very small red segment representing 'no' at 2,0%. Labels with leader lines point to each segment.</p> <table border="1"><thead><tr><th>Risposta</th><th>Percentuale</th></tr></thead><tbody><tr><td>no</td><td>2,0%</td></tr><tr><td>si</td><td>98,0%</td></tr></tbody></table> | Risposta | Percentuale | no | 2,0% | si | 98,0% |
| Risposta   | Percentuale   |             |    |       |    |       |  |          |             |    |      |    |       |
| no   | 14,7%   |             |    |       |    |       |  |          |             |    |      |    |       |
| si   | 85,3%   |             |    |       |    |       |  |          |             |    |      |    |       |
| Risposta   | Percentuale   |             |    |       |    |       |  |          |             |    |      |    |       |
| no   | 2,0%  |             |    |       |    |       |  |          |             |    |      |    |       |
| si   | 98,0%   |             |    |       |    |       |  |          |             |    |      |    |       |

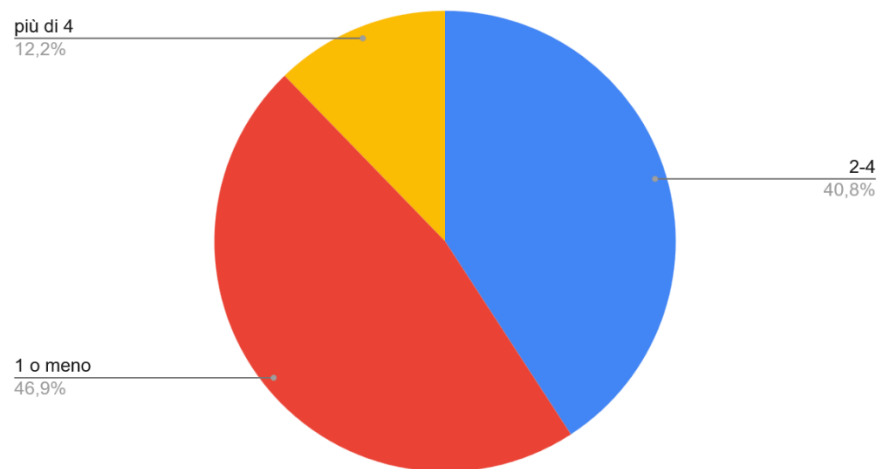
Quante ore al giorno lo usi?



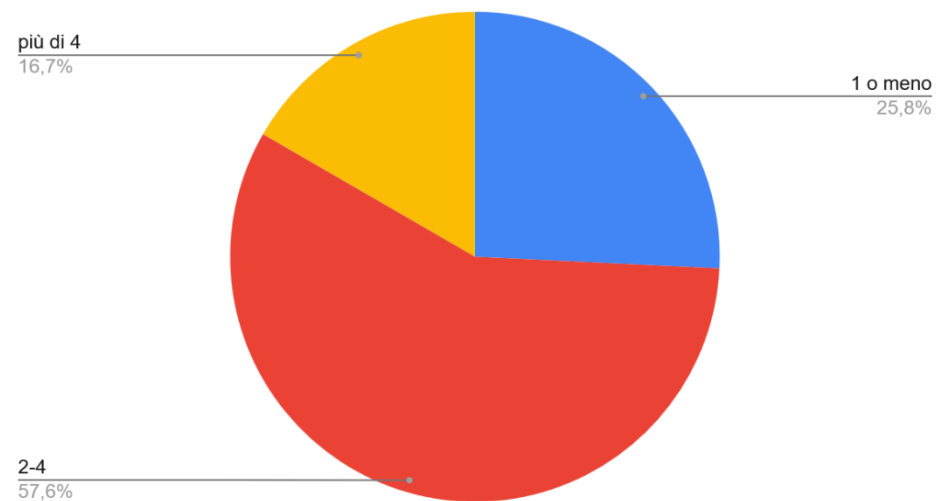
Quante ore al giorno lo usi?



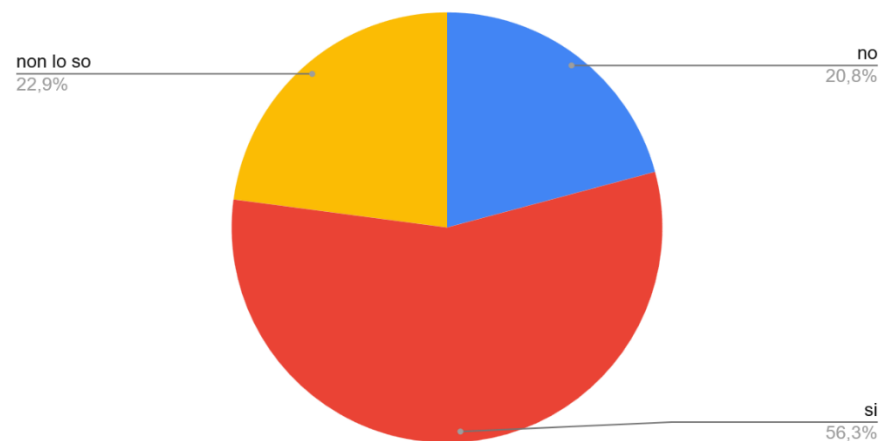
Quanti profili hai (compresi quelli dei giochi)?



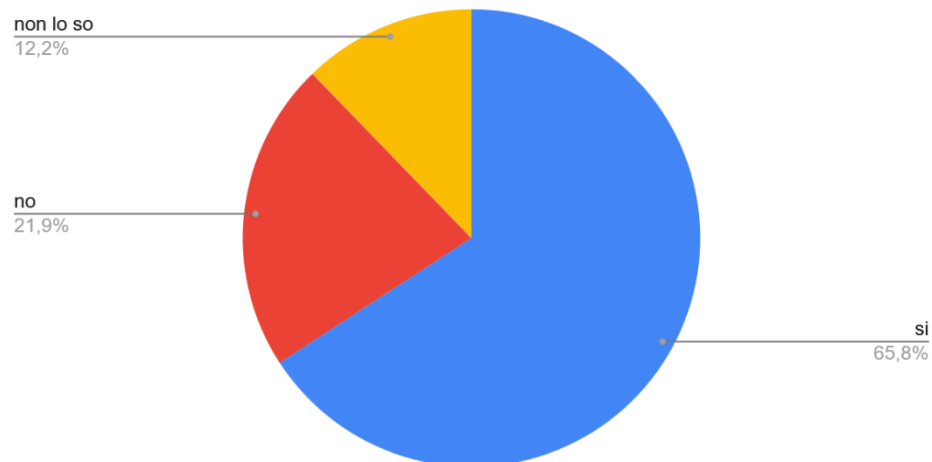
Quanti profili hai (compresi quelli dei giochi)?



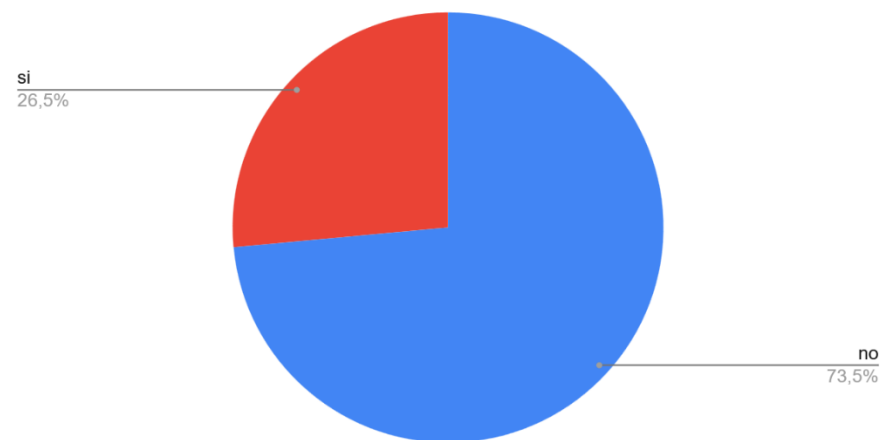
I tuoi genitori controllano il tuo smartphone, il tuo tablet o il tuo computer?



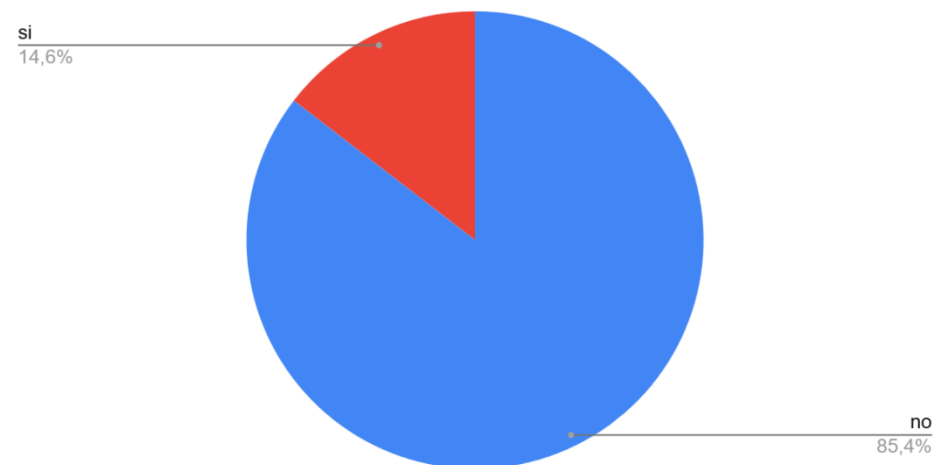
I tuoi genitori controllano il tuo smartphone, il tuo tablet o il tuo computer?



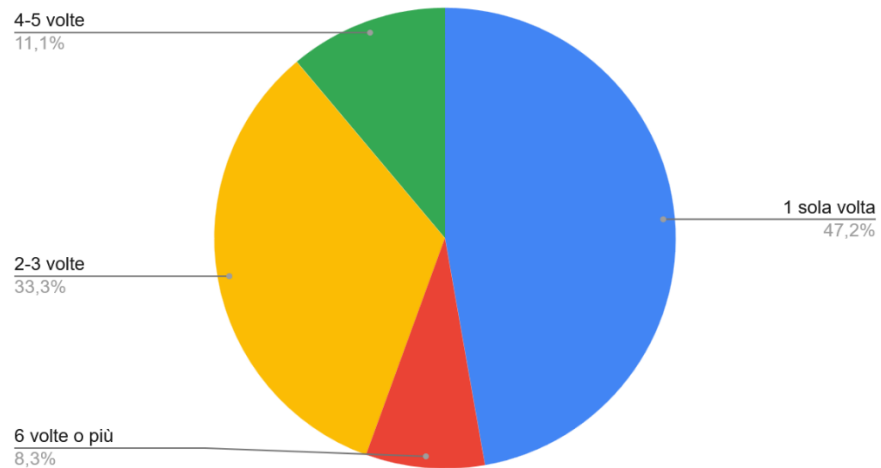
Negli ultimi 5 mesi sei stato vittima di episodi di bullismo, cyberbullismo o prepotenze?



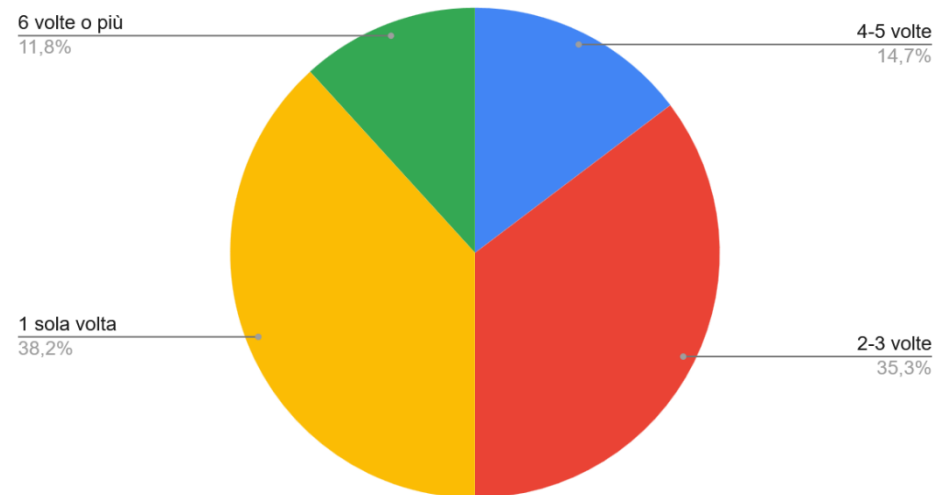
Negli ultimi 5 mesi sei stato vittima di episodi di bullismo, cyberbullismo o prepotenze?



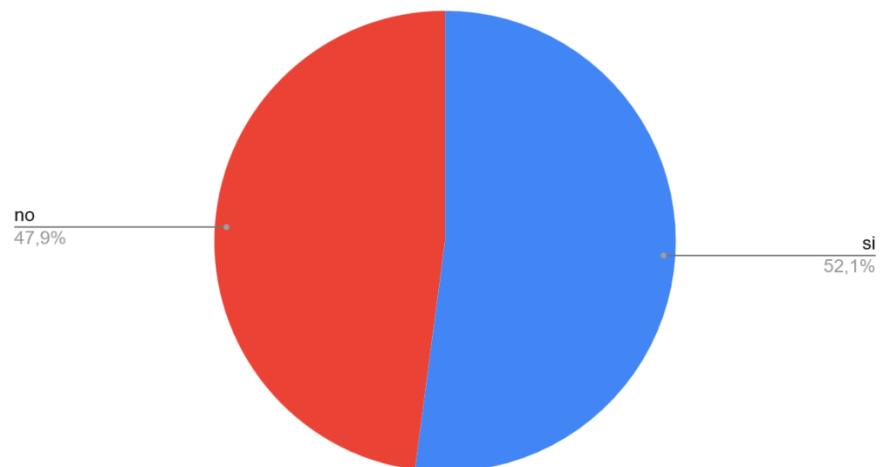
Se sì, quante volte (negli ultimi 5 mesi)?



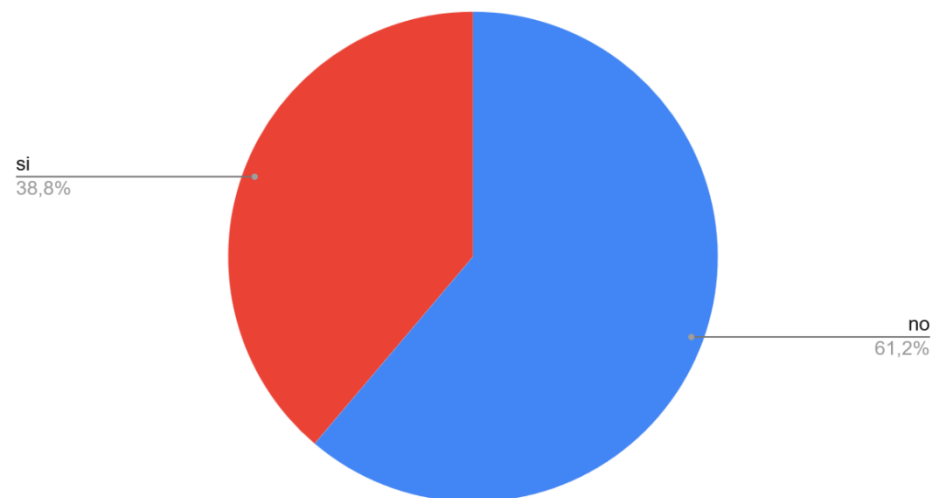
Se sì, quante volte (negli ultimi 5 mesi)?



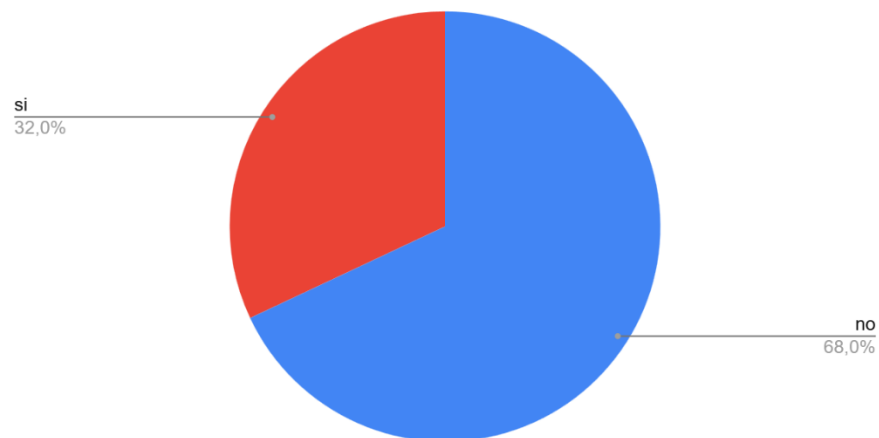
L'hai detto ad un adulto, hai chiesto aiuto?



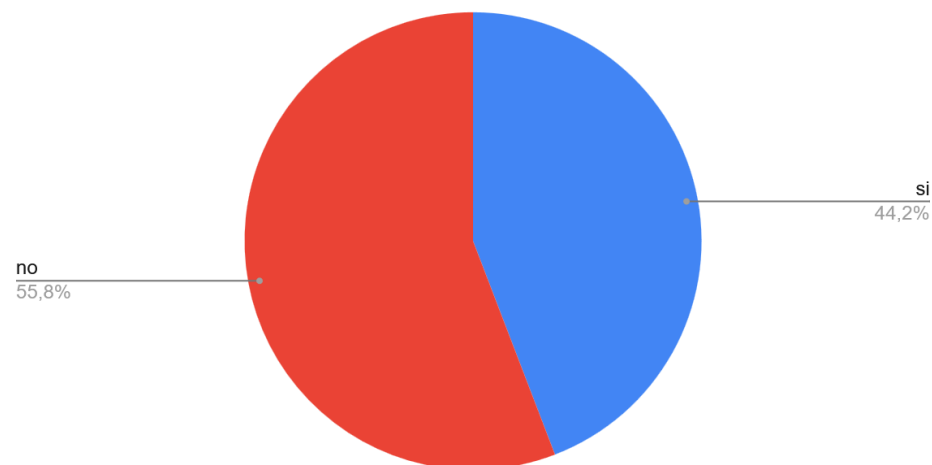
L'hai detto ad un adulto, hai chiesto aiuto?



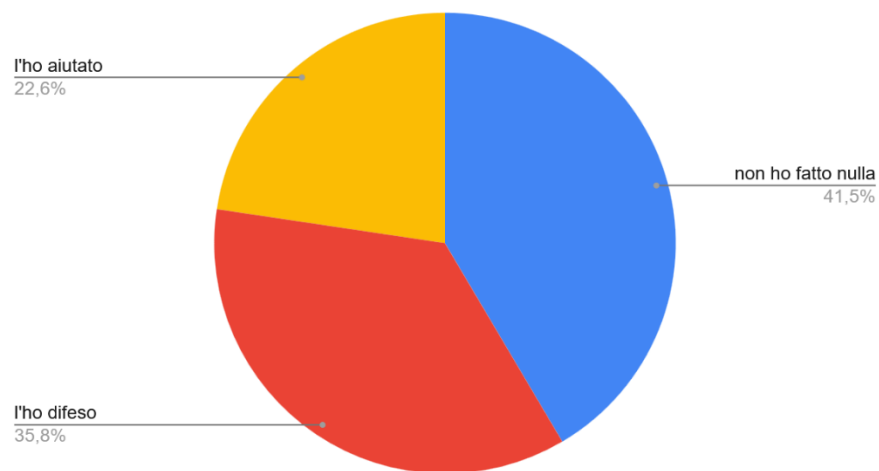
Negli ultimi 5 mesi hai assistito (anche in chat) ad atti di prepotenza verso ragazzi della tua età, da parte di altri ragaz...



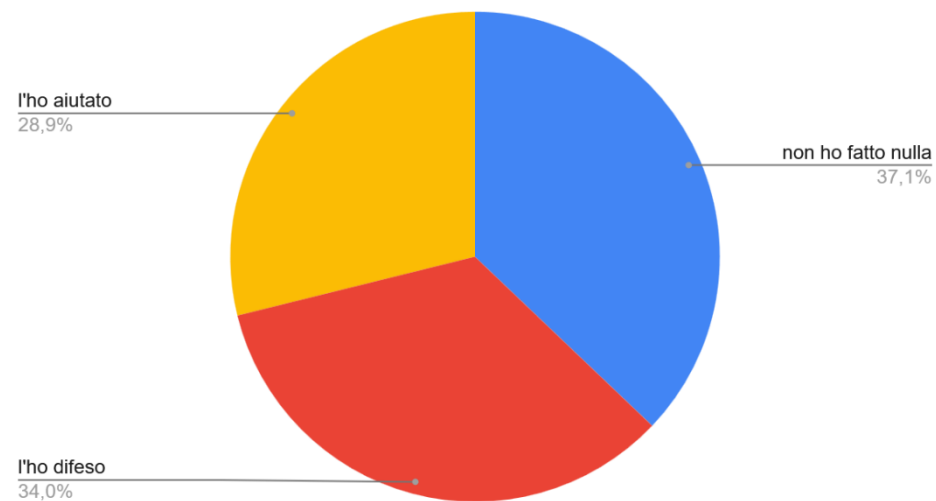
Negli ultimi 5 mesi hai assistito (anche in chat) ad atti di prepotenza verso ragazzi della tua età, da parte di altri ragaz...



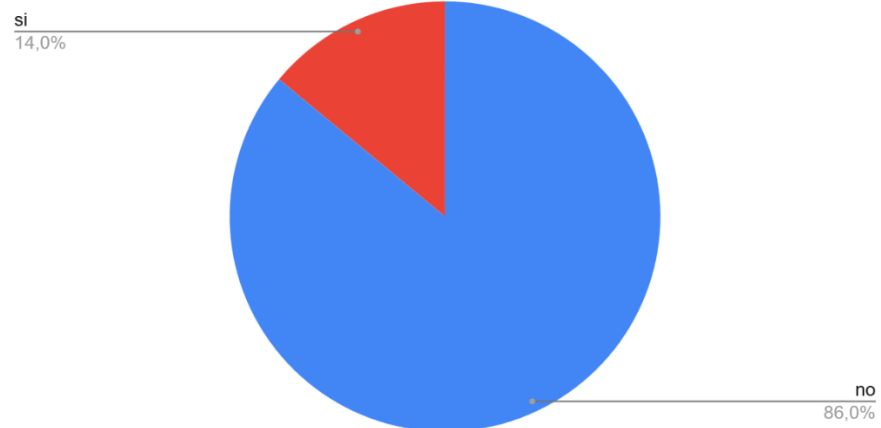
Se sì, come ti sei comportato?



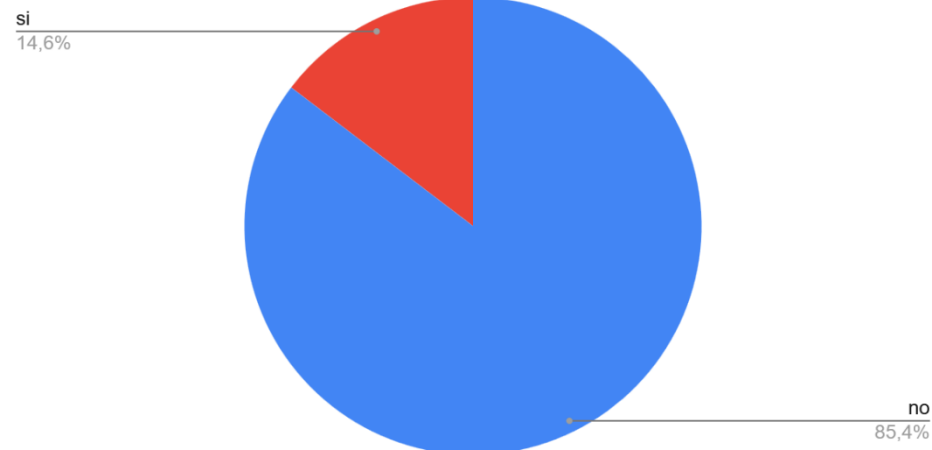
Se sì, come ti sei comportato?



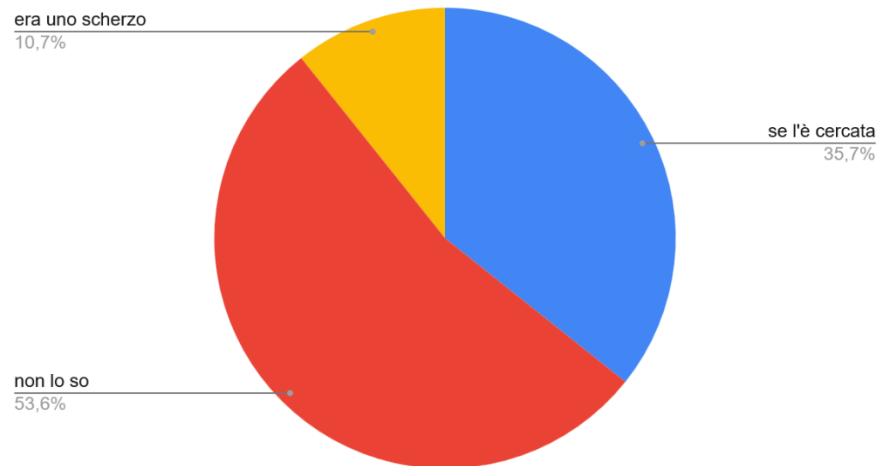
Negli ultimi 5 mesi hai agito con prepotenza verso un tuo compagno più debole?



Negli ultimi 5 mesi hai agito con prepotenza verso un tuo compagno più debole?



Se sì, perché?



Se sì, perché?

